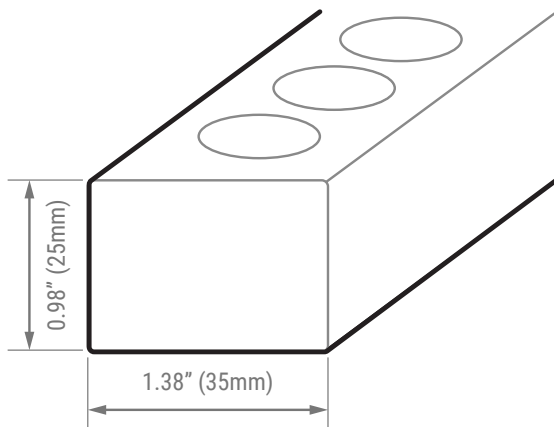


**Spec-grade, flexible side and top bending silicone grazer with exceptional finishing and multiple-options to meet a wide variety of project requirements.**

- White or black jacket
- Four static white temps, with five beam-angle options for optics
- RGBW and DRGBW available with white 3000K, and a 20x40 beam-angle
- Several rigid and flexible mounting options
- Side and top bending capabilities enable use for shapes, curves and columns
- IP67, suitable for indoor and outdoor applications
- High silicone grade provides excellent resistance to UV, saltwater, flame and solvents, and a matte finish to repel dust, dirt and moisture
- Built to last internally, with a beautiful exterior, exceptional injection molded finish, and excellent color performance

## Physical


<b>Environment</b>	IP67
<b>Ambient Temp</b>	-40° to 131°F (-40° to 55°C)
<b>Cut Length</b>	9.84" (250mm)
<b>Min. Bend Diameter</b> (each fixture can bend top and/or side).	Top bend: 15.75" (400mm); Side bend: 31.5" (800mm)
<b>Dimensions</b>	.98" (25mm) height, 1.38" (35mm) width



## Electrical

<b>Voltage</b>	24V
<b>Power</b>	7.3 w/ft
<b>Max Run Length</b> adjusted for cut length	13.12' (4M)
<b>Lead Wire</b>	Bottom feed *

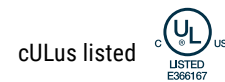
\*All fixtures will be finished with a bottom feed lead wire (no option for side, end). This allows fixtures to be easily butted together if desired. In addition, the standard finish will include a 300mm length lead wire with a high-quality IP67 female connector on the end (optional longer lengths at 1M, 3M or 5M). We'll also provide as standard the mating IP67 male connector finished with 500mm wire length for power, with options for 1M, 3M or 5M lengths. The Nova Flex Quotes team can work thru these configurations with you during the quoting process.



**Quick Link** | For more information  
Product page contains photometric files, installation guide, power and controls compatibility.

## Quality, Reliability, Safety

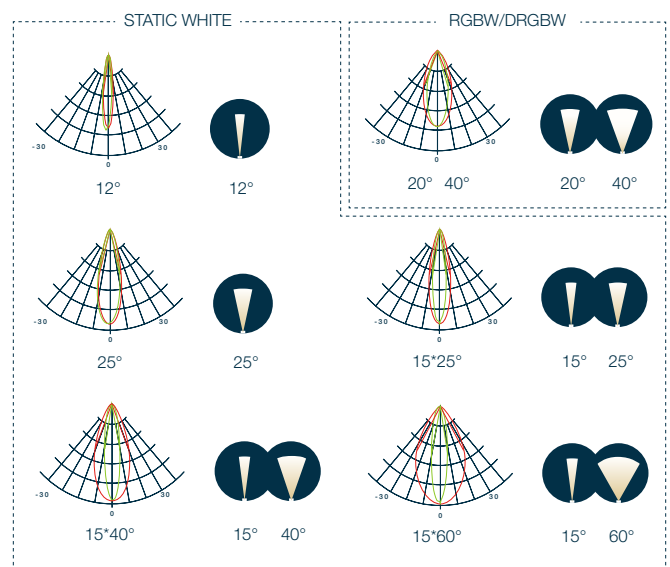
<b>Lumen Maintenance</b> (TM-21 L70 projections based on light source LM80 data)	50,000 hrs
<b>Warranty</b>	5 years



## Certifications

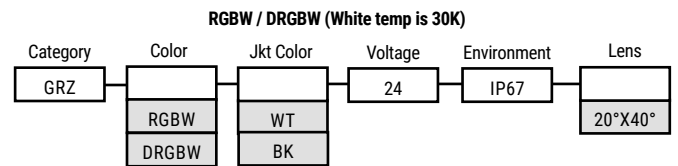

IK08 protection when used with silicone channels, IK10 when used with aluminum channels

## Beam Angle Options



## Lead Times

Lead-times start at 9-11 weeks and will vary by project. Lead-times can be provided once project specifics are confirmed.



## Static White Output

White Jacket					Black Jacket				
Product SKUs	CCT	Beam Angle	Output Lm/Ft	Efficacy Lm/W	Product SKUs	CCT	Beam Angle	Output Lm/Ft	Efficacy Lm/W
GZF-WT-12-24-IP67-27	2700K	12°	424	77	GZF-BK-12-24-IP67-27	2700K	12°	339	62
GZF-WT-12-24-IP67-30	3000K	12°	426	78	GZF-BK-12-24-IP67-30	3000K	12°	372	68
GZF-WT-12-24-IP67-40	4000K	12°	462	84	GZF-BK-12-24-IP67-40	4000K	12°	371	68
GZF-WT-12-24-IP67-57	5700K	12°	509	93	GZF-BK-12-24-IP67-57	5700K	12°	411	75
GZF-WT-25-24-IP67-27	2700K	25°	407	74	GZF-BK-25-24-IP67-27	2700K	25°	351	64
GZF-WT-25-24-IP67-30	3000K	25°	440	80	GZF-BK-25-24-IP67-30	3000K	25°	372	68
GZF-WT-25-24-IP67-40	4000K	25°	461	84	GZF-BK-25-24-IP67-40	4000K	25°	404	74
GZF-WT-25-24-IP67-57	5700K	25°	535	97	GZF-BK-25-24-IP67-57	5700K	25°	458	83
GZF-WT-15X25-24-IP67-27	2700K	15X25°	452	82	GZF-BK-15x25-24-IP67-27	2700K	15X25°	374	68
GZF-WT-15x25-24-IP67-30	3000K	15X25°	459	84	GZF-BK-15x25-24-IP67-30	3000K	15X25°	436	79
GZF-WT-15x25-24-IP67-40	4000K	15X25°	500	91	GZF-BK-15x25-24-IP67-40	4000K	15X25°	405	74
GZF-WT-15x25-24-IP67-57	5700K	15X25°	570	104	GZF-BK-15X25-24-IP67-57	5700K	15X25°	504	92
GZF-WT-15X40-24-IP67-27	2700K	15X40°	429	78	GZF-BK-15x40-24-IP67-27	2700K	15X40°	361	66
GZF-WT-15x40-24-IP67-30	3000K	15X40°	434	79	GZF-BK-15x40-24-IP67-30	3000K	15X40°	415	76
GZF-WT-15x40-24-IP67-40	4000K	15X40°	483	88	GZF-BK-15x40-24-IP67-40	4000K	15X40°	394	72
GZF-WT-15x40-24-IP67-57	5700K	15X40°	547	100	GZF-BK-15x40-24-IP67-57	5700K	15X40°	426	78
GZF-WT-15x60-24-IP67-27	2700K	15X60°	378	69	GZF-BK-15x60-24-IP67-27	2700K	15X60°	300	55
GZF-WT-15x60-24-IP67-30	3000K	15X60°	380	69	GZF-BK-15x60-24-IP67-30	3000K	15X60°	338	62
GZF-WT-15x60-24-IP67-40	4000K	15X60°	424	77	GZF-BK-15X60-24-IP67-40	4000K	15X60°	335	61
GZF-WT-15x60-24-IP67-57	5700K	15X60°	473	86	GZF-BK-15x60-24-IP67-57	5700K	15X60°	392	71


## RGBW/DRGBW Output

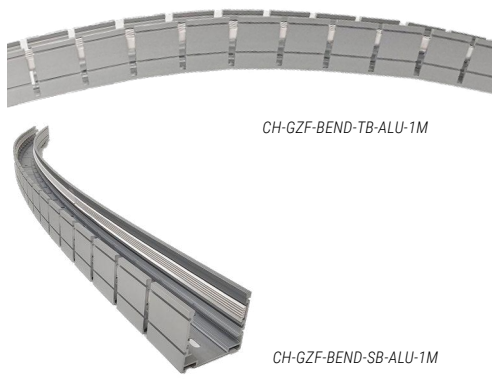
White Silicone			Output (W)	Output (R)	Output (G)	Output (B)
Product SKUs	CCT	Lens	Lm/Ft	Lm/Ft	Lm/Ft	Lm/Ft
GZF-RGBW-WT-24-IP67-30	3000K (White only)	20X40°	252	60	124	36
GZF-DRGBW-WT-24-IP67-30	3000K (White only)	20X40°	259	64	130	30


  

Black Silicone			Output (W)	Output (R)	Output (G)	Output (B)
Product SKUs	CCT	Lens	Lm/Ft	Lm/Ft	Lm/Ft	Lm/Ft
GZF-RGBW-BK-24-IP67-30	3000K (White only)	20X40°	205	53	100	24
GZF-DRGBW-BK-24-IP67-30	3000K (White only)	20X40°	230	53	107	24

## Mounting Options

SKU	Dimensions	Mounting
<p>CH-GZF-SR-ALU TALL-2M CH-GZF-SR-ALU SHORT-2M</p>  <p>CH-GZF-SR-ALU TALL-2M CH-GZF-SR-ALU SHORT-2M</p>	<p><b>Tall</b> width: 1.61" (41mm) height: 1.97" (50mm) length: 78.74" (2M)</p> <p><b>Short</b> width: 1.61" (41mm) height: 1.42" (36mm) length: 78.74" (2M)</p>	<p><b>STRAIGHT (RIGID) ALUMINUM CHANNEL</b></p> <ul style="list-style-type: none"> <li>The tall channel has a cavity for running the lead wire, thus the flexible grazer fixture can/should be the same length as the channel</li> <li>The short channel doesn't have this cavity for the lead wire. To safely manage the lead-wire, the bottom of the channel can be notched on the end with the lead-wire (e.g., with drill-bit), to allow space for the lead wire without interference - in this case, the fixture can run to the end of the channel. If the channel isn't notched as stated, the fixture must extend 2cm beyond the edge of the channel, to allow proper clearance for the lead wire.</li> <li>Both of these channels are compatible with the anti-glare shield and adjustable bracket</li> <li>Includes pre-drilled holes and mounting screws (use anchors if needed). See Instruction Guide for full details.</li> </ul>
<p>*50mm length clips, with the same width/height as the channels, are also available:</p> <p>CH-GZF-SR-ALU TALL-CLIP CH-GZF-SR-ALU SHORT-CLIP</p>		


<p>CH-GZF-BEND-TB-ALU-1M CH-GZF-BEND-SB-ALU-1M</p>  <p>CH-GZF-BEND-TB-ALU-1M CH-GZF-BEND-SB-ALU-1M</p>	<p>width: 1.61" (41mm) height: 1.42" (36mm) length: 39.37" (1M)</p>	<p><b>BENDABLE ALUMINUM CHANNELS</b></p> <ul style="list-style-type: none"> <li>Side bend can bend left, right or both. Min. bend diameter of 1200mm - do NOT exceed this</li> <li>Top bend can bend up, down or both. Min. bend diameter 2000mm - do NOT exceed this</li> <li>These channels don't have a cavity for the lead-wire. To safely manage the lead-wire, the bottom of the channel can be notched on the end with the lead-wire (e.g., with drill-bit), to allow space for the lead wire without interference - in this case, the fixture can run to the end of the channel. If the channel isn't notched as stated, the fixture must extend 2cm beyond the edge of the channel, to allow proper clearance for the lead wire.</li> <li>The side bend channel is compatible with the anti-glare shield. The top bend channel is not compatible with the anti-glare shield. Both are compatible with the adjustable bracket.</li> <li>Includes pre-drilled holes and mounting screws (use anchors if needed). See Instruction Guide for full details.</li> </ul>
---	---	--

<p>CH-GZF-BEND-SIL-1M-WT CH-GZF-BEND-SIL-1M-BK CH-GZF-BEND-.5M-WT CH-GZF-BEND-.5M-BK CH-GZF-BEND-.2M-WT CH-GZF-BEND-.2M-BK</p> 	<p>width: 1.63" (41.5mm) height: 1.34" (34mm) lengths: *7.87" (200mm) *19.69" (500mm) *39.37" (1M)</p>	<p><b>BENDABLE SILICONE CHANNELS</b></p> <ul style="list-style-type: none"> <li>Please note, these channels cannot be cut by Nova Flex, or in the field</li> <li>These channels don't have a cavity for the lead-wire. To safely manage the lead-wire, and allow clearance without interference, the fixture must extend 2cm beyond the edge of the channel.</li> <li>Available in black and white</li> <li>IK08, flame, solvent, saltwater, UV resistant</li> <li>Can bend vertically and horizontally. Minimum bend diameter is the same as the grazers (side 800mm, top 400mm); do NOT exceed.</li> <li>Can be surface mounted on wall, ceiling or floor</li> <li>Not compatible with anti-glare shield or adjustable bracket</li> <li>Includes pre-drilled holes and mounting screws (use anchors if needed). See Instruction Guide for full details.</li> </ul>
---	--	--

\*Please leave a 20mm straight on the lead wire before bending. Extreme tension on the lead-wire can cause breakage at the solder points.

## Mounting Options

SKU	Dimensions	Mounting
CH-GZF-AGL	width: 1.49" (37.9mm) height: 3" (76.2mm) length: 78.74" (2M)	<p><b>ANTI-GLARE SHIELD</b></p> <ul style="list-style-type: none"> <li>• An option to eliminate or minimize direct view of the light</li> <li>• Includes lip on the top edge to further minimize direct view of light</li> <li>• Has minimal impact on the beam angle per our gonio testing</li> <li>• Compatible with both rigid channels, and the side bend aluminum channel. Not compatible with the soft silicone bendable channels or the top bend aluminum channel.</li> <li>• No screws are needed - this shield has ridges that slide into matching small indentations on the side of the channel</li> </ul>
CH-GZF-BRKT-ADJ		<p><b>ADJUSTABLE BRACKETS</b></p> <ul style="list-style-type: none"> <li>• Compatible with all aluminum channel options. Not compatible with silicone channels.</li> <li>• 180-degree rotation</li> <li>• Includes screw for mounting channel to bracket, and for mounting bracket to surface</li> <li>• See Instruction Guide for full details</li> </ul>



*\*Please leave a 20mm straight on the lead wire before bending. Extreme tension on the lead-wire can cause breakage at the solder points.*