



**BULLARD  
BOLLARDS**  
Think Bollard Think Bullard

## MAXI BUNNY LINE 900 (INGROUND LUMINAIRES)





**BULLARD  
BOLLARDS**  
Think Bullard Think Bullard



**CODE:**

**BB-001547.ENMTTUNEL-GH**

FIXTURE TYPE: \_\_\_\_\_

PROJECT NAME: \_\_\_\_\_

NOTES:



#### GENERAL INFORMATION:

The Maxi Bunny Line 900 is a high-performance linear inground LED luminaire designed for powerful and precise architectural lighting in demanding outdoor environments. Constructed from extruded aluminum EN AW-6060 T5 with die-cast aluminum components and protected by an 8 mm tempered glass diffuser, it offers exceptional durability and corrosion resistance, reinforced by an IP67 rating. With a wide selection of beam angles—including narrow, medium, symmetric, asymmetric, and wall-washer distributions—it delivers uniform, controlled illumination for façades, tunnels, and large structural surfaces. Operating on 24V DC with a remote driver configuration and offering dimming options such as Non-dimmable, 0–10V, Casambi, and DALI, the Maxi Bunny Line 900 combines high visual comfort, minimalist design, and long-lasting reliability, backed by a 5-year warranty.

#### LIGHTING:

LED

LED

#### VOLTAGE:

110-277V



#### GASKETS:

Silicone gaskets

#### FIXTURE TYPE:

Inground Luminaires

#### MATERIAL:

Extruded aluminum EN AW-6060 T5 high resistance to oxidation,  
Die-cast aluminum EN AB 44100 highly resistant to oxidation

#### EXTERNAL SCREWS:

Stainless steel A4-70 treated with highly antioxidant water-repellent  
lubricating solution

#### DIFFUSER MATERIAL:

Tempered glass 8mm

#### IP RATING:

IP 67

IP67

**THINK BOLLARD - THINK BULLARD**

sales@gordonbullard.com

www.bullardbollards.com

1-877-964-4646



991 South Gull Lake Dr

Richland, MI 49083

USA

Due to the dynamic nature of lighting products and the associated technologies, luminaire data on all specification sheets is subject to change at the discretion of Gordon Bullard LLC and associated companies.

©2026 All Rights Reserved

Updated 02/18/2026




**BULLARD  
BOLLARDS**  
Think Bollard Think Bullard

**CODE:**  
**BB-001547.ENMTTUNEL-GH**

FIXTURE TYPE: \_\_\_\_\_

PROJECT NAME: \_\_\_\_\_

NOTES:



**APPLINCE CLASS:**

|||

**OPERATION RANGE:**

24 V DC

**DRIVER POSITION:**

Remote

**CRI:**

>90

**CABLE ENTRY / CABLE TYPE:**

Brass cable gland M12 Ø 3.5/7 mm / FR5FOEM7-AD8 2x0.5mm2

**CORD LENGTH:**

0.5m

**LIGHT DISTRIBUTION:**

12° - Symmetrical narrow beam ( $\leq 15^\circ$ )  
25° - Symmetrical medium flood ( $15^\circ - 45^\circ$ )  
50° - Symmetrical wide beam ( $45^\circ - 125^\circ$ )  
14° x 47° - 2 Axis symmetrical  
78° x 47° - Asymmetric flood (wall washer)  
69° x 139° - 2 Axis symmetrical

**BEAM DIRECTIONABILITY:**

Fixed optics

**OPTICS:**

Anti UV technopolymer lens

**WARRANTY:**

LED lighting products are warranted for 5 years.

**MAIN FEATURES:**

High visual comfort / Wide range of finishes / Functional design  
Minimal design / Shock resistant  
Operating Temperature:  $-22^\circ\text{F} \sim 122^\circ\text{F}$

**FINISH OPTIONS:**

Glass

**THINK BOLLARD - THINK BULLARD**

sales@gordonbullard.com

www.bullardbollards.com

1-877-964-4646



991 South Gull Lake Dr

Richland, MI 49083

USA

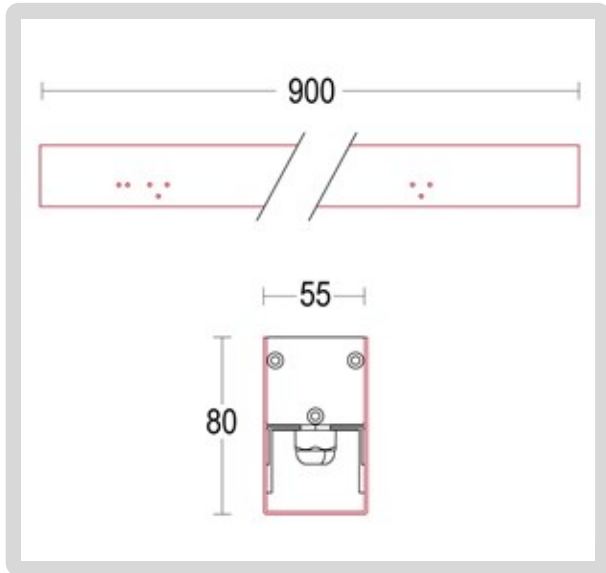


**BULLARD  
BOLLARDS**  
Think Bullard Think Bullard

**CODE:**  
**BB-001547.ENMTTUNEL-GH**

FIXTURE TYPE: \_\_\_\_\_

PROJECT NAME: \_\_\_\_\_



#### HOW TO ORDER:

CODE:

Example:  
CODE: BB-001547.ENMTTUNEL-GH-B3-L3-DIM-AC435

BB-001547.ENMT  
TUNEL-GH-B3-  
L3-DIM-AC435

#### 1 DIMENSIONS:

- A) Recessed depth - Ø: 3.15" (8 cm)  
B) Length - L: 35.43" (90 cm)  
C) Width - W: 2.17" (5.5 cm)

#### 2 BEAM ANGLE:

- B1 12°  
-B2 25°  
-B3 50°  
-B4 14° x 47°  
-B5 78° x 47°  
-B6 69° x 139°

#### 3 LIGHT SOURCE:

- L1 1 x 39.9W | 2700-6500K | 1 x 4119 lm (ONLY FOR 25°)  
-L2 1 x 27W | 3000K | 1 x 2628 lm (FOR ALL BEAM ANGLES)  
-L3 1 x 37.8W | 3000K | 1 x 3528 lm (FOR ALL BEAM ANGLES)  
-L4 1 x 27W | 4000K | 1 x 2916 lm (FOR ALL BEAM ANGLES)  
-L5 1 x 37.8W | 4000K | 1 x 3924 lm (FOR ALL BEAM ANGLES)  
-L5 1 x 12.33W | 3000K | 1 x 1471 lm (ONLY 69° X 139°)  
-L5 1 x 18W | 3000K | 1 x 1926 lm (ONLY 69° X 139°)  
-L5 1 x 12.33W | 4000K | 1 x 1618 lm (ONLY 69° X 139°)  
-L5 1 x 18W | 4000K | 1 x 1992 lm (ONLY 69° X 139°)

#### 4 DIMMING OPTIONS:

- NON NON-Dimmable  
-DIM 0-10V  
-CAS Casambi  
-DAL Dali

**THINK BOLLARD - THINK BULLARD**

sales@gordonbullard.com  
www.bullardbollards.com  
1-877-964-4646



991 South Gull Lake Dr  
Richland, MI 49083  
USA

Due to the dynamic nature of lighting products and the associated technologies, luminaire data on all specification sheets is subject to change at the discretion of Gordon Bullard LLC and associated companies.

©2026 All Rights Reserved

Updated 02/18/2026


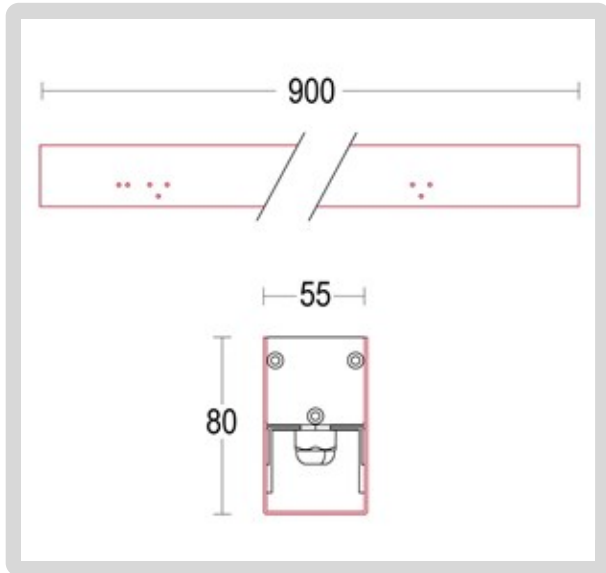


**BULLARD  
BOLLARDS**  
Think Bullard Think Bullard

**CODE:  
BB-001547.ENMTTUNEL-GH**

FIXTURE TYPE: \_\_\_\_\_

PROJECT NAME: \_\_\_\_\_



#### HOW TO ORDER:

CODE:

Example:  
CODE: BB-001547.ENMTTUNEL-GH-B3-L3-DIM  
-AC435

BB-001547.ENMT  
TUNEL-GH-B3-  
L3-DIM-AC435

6

#### ACCESSORIES:

**-AC204**

IP 68 fast connector 4P



**-AC205-IP66**

IP66 remote power supply box



**-AC279**

IP 68 connector for through wiring 4P




**-AC435**

Rough-in housing 900mm



**-AC551**

Extraction tool Traccia



**-AC537**

Anti glare louver 900mm

(FOR 12° / 25° / 50° /  
69° x 139° / 14° x 47°)



**THINK BOLLARD - THINK BULLARD**

sales@gordonbullard.com

www.bullardbollards.com

1-877-964-4646



991 South Gull Lake Dr

Richland, MI 49083

USA

Due to the dynamic nature of lighting products and the associated technologies, luminaire data on all specification sheets is subject to change at the discretion of Gordon Bullard LLC and associated companies.

©2026 All Rights Reserved

Updated 02/18/2026