

### DESCRIPTION

The Amber Bollard Light is designed for Turtle Safe compliance, emitting a 590nm amber wavelength that ensures pedestrian visibility while minimizing impact on marine life. Built with a durable powder-coated aluminum housing and UV-resistant polycarbonate lens, it features energy-efficient LEDs for long-lasting performance and low maintenance. Ideal for walkways, boardwalks, and piers.

Project:	Date
Type:	
Model:	

### SPECIFICATIONS

#### Construction:

- Constructed from rugged die-cast aluminum, the Bollard light incorporates advanced heat sinking and flow-through venting for optimal thermal performance.

#### Optics:

- Turtle and wildlife-friendly 590nm amber light
- Optional Type III and Type V distributions
- Optics available with louver, glare shield, or diffused lens for enhanced vertical illumination

#### Electrical:

- Standard with 0-10V dimming driver(s) from 1% to 100%.
- 120-277VAC / 50/60Hz.
- THD: ≤20%
- Power Factor: ≥90%

#### Controls:

- Optional Photocell

#### Ambient Temperature:

- Ambient operating temperature -40°F to 113°F.

#### Installation:

- Supplied with three (3) anchor bolts for concrete installation.

#### Lifespan:

- Estimated 50,000-hour LED lifespan based on IES LM-80 results and TM-21 calculations



### ORDER INFORMATION

EXAMPLE: YTB-R-24W-Y-AMB-5M-BS-PC-BK



Series	Top Cap	Wattage	Voltage	LED Color	Optics	Lens Options	Base Size	Photocell	Emergency Battery Back-up	Finish
YTB Amber LED Bollard Turtle Safe	<b>R</b> Round Top	<b>24W</b> 24 Watts	<b>Y</b> 120-277V	<b>AMB</b> Amber 590nm	<b>3M</b>  <b>5M</b>	<b>Blank</b>	<b>Blank</b> Standard 42inch overall height.	<b>Blank</b> No photocell	<b>Blank</b> No EB	<b>BK</b> Black
	<b>Standard</b> Clear lens					<b>WH</b> White				
	<b>BS</b> 180° Shield					<b>CHXX</b> Custom Height*				
	<b>F</b> Flat Top					<b>LOV</b> Louver		<b>PC</b> with photocell		
						<b>LD</b> Lens Diffuser				

Enter configuration: \_\_\_\_\_

Special order \*\*

Dimensions and values shown are nominal. LuminosoLED continually works to improve products and reserves the right to make changes which may alter the performance or appearance of products.

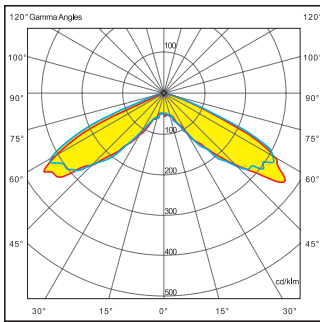
**PERFORMANCE**

Model	Wattage	Lumens	Lm/W	LED Color	Dimming	Power Factor	CRI	Beam	Voltage	Frequency
<b>YTB</b> Amber LED Bollard Turtle Safe	24W	480	20lm/W	Amber 590nm	0-10V	>0.95	>70	T3/T5	120-277V	50/60Hz

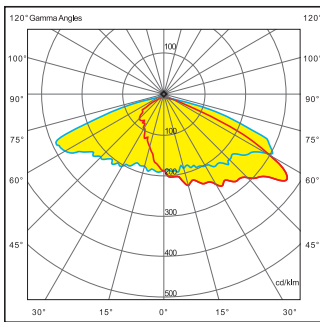
**ELECTRICAL DATA**

Model Series	Wattage(W)	Current (A)				
		Input Voltage (V)				
		120	208	240	277	347
YTB	24	0.22	0.13	0.11	0.10	0.08

**PHOTOMETRICS**

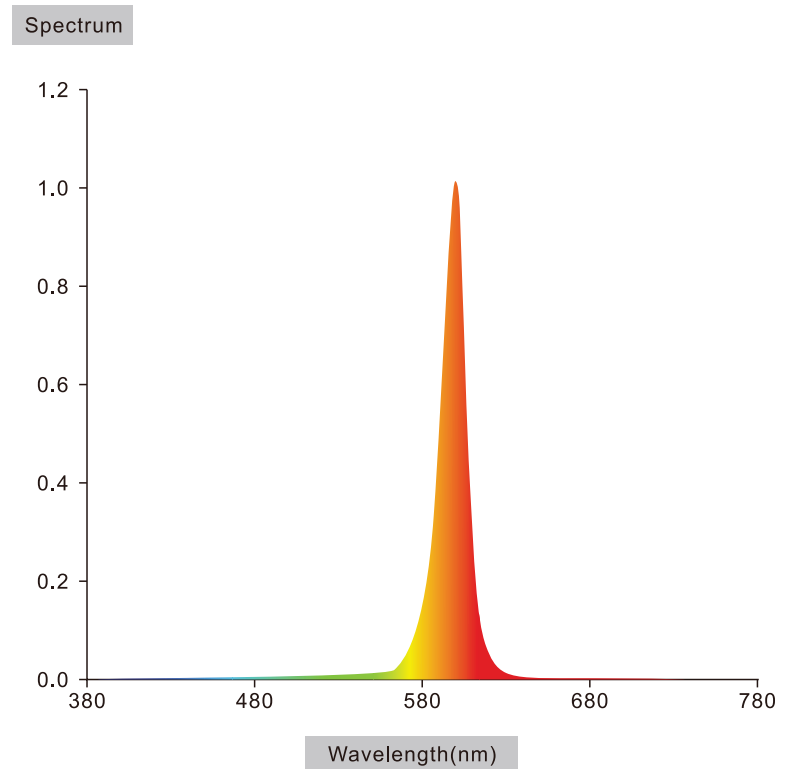


Type V

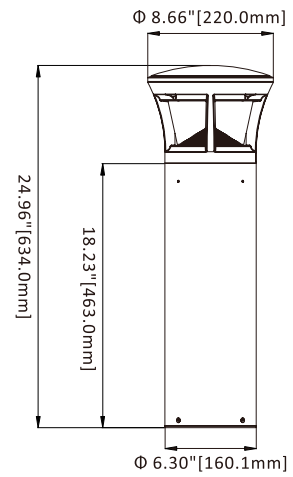
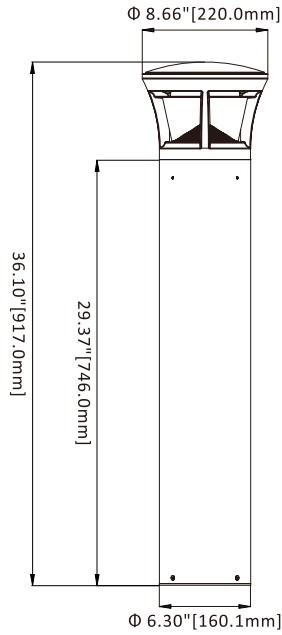


Type III

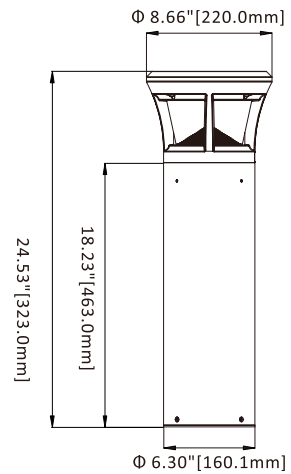


**SPECTRAL CHART**



**DIMENSIONS (CROWNED TOP)**



**DIMENSIONS (FLAT TOP)**




**ACCESSORIES (Control Options)**



**GLARE CONTROL & DIFFUSER OPTIONS (Sold separately)**



**EMERGENCY BATTERY BACK-UP (Optional)**



**MOUNTING KIT (Included)**

