
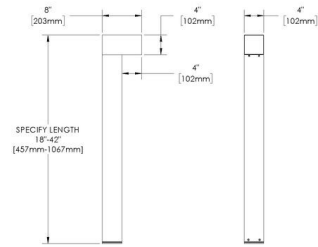


UNION - Bollard - Line Voltage - LED COB

UPGRADED



IP66



Features



Lens factory adhered to fixture cap providing hermetically sealed optical compartment



Secured with flush, countersunk tamper resistant hardware



Manufactured in the USA with sustainable processes



Easily replaceable modular components reduce waste and extend fixture life

Downloads

0.4 MB Family Spec Sheet (.pdf)

0.34 MB BIM - Revit (.zip)

Photometry Files (.zip)

UNION - Bollard - Line Voltage - LED COB

Available Logic & Configurations

UO- **BO-** **LID-** **LCB-** **AL-** **AB-** **___-** **___-**
 01 02 03 04 05 06B 06E 06F

01 SERIES

UO - UNION

02 CATEGORY

BO - Bollard

03 DRIVER

LID - Line Voltage

04 LIGHT SOURCE (TYPE)

LCB - LED COB

05 MATERIAL

AL - Aluminum

06B MOUNT

AB - Anchor Base

06E INPUT VOLTAGE

120 - 120V

277 - 277V

06F SIZE

H18 - Height: 18"

H24 - Height: 24"

H30 - Height: 30"

H36 - Height: 36"

H42 - Height: 42"

___- **___-** **___-** **09-** **00-** **WL00-** **___-** **___-**
 07 08 09 10A 10B 11 12 13

07 LIGHT SOURCE

x138 - 2700K CRI80 - 20W - LED COB - 784 - 1128 lumens

x139 - 3000K CRI80 - 20W - LED COB - 871 - 1252 lumens

x140 - 3500K CRI80 - 20W - LED COB - 898 - 1292 lumens

x141 - 4000K CRI80 - 20W - LED COB - 805 - 1158 lumens

08 OPTIC

T2-F - Type II-Forward ()

T2-W - Type II-Wide ()

09 CONTROL

NON - Non-dimming

ELV - ELV Dimming (For use with Electronic Low Voltage Dimmer. 120V only.)

INC - INC Dimming (For use with Incandescent Dimmer. 120V only.)

010 - 0-10V (120V,277V)

10A LENS

09 - Clear (Standard)

10B SHIELDING

00 - Not included (Standard)

11 WIRING LENGTH

WL00 - Standard

12 FINISH

Standard Finishes

BLP, BZP, WHP, SAP, BLW, BZW, WHW, VER

Premium Finishes

CMG, SMG, RMG, AMG, TXF, BCM, BGE, WCP, OCP, HUG, ABP, BPP,

SDS, WIR, CAP, CRM, AQW, NBP

Other

RAL, CUS

13 OPTION

RE1 - Receptacle with 20A GFCI

RE2 - Receptacle with 20A GFCI and USB Type A/C Charging Ports

RE3 - Receptacle with RJ45 Jack

UNION - Bollard - Line Voltage - LED COB

NOTE: Please use the individual “ Product” pages within the family to configure or select your final product. BLACK = Product family selected | RED = Available options within product family (options with only one selection pre-populated)

UNION - Bollard - Line Voltage - LED COB

Technical

Driver: Line Voltage

Light Source (Type): LED COB

Material: Aluminum

CCT (K): 2700, 3500, 3000, 4000

CRI: 80

Input Power (W): 20

Delivered Lumens (lm): 784 - 1292

Control: 0-10V (120V,277V), Non-dimming, ELV Dimming (For use with Electronic Low Voltage Dimmer. 120V only.), INC Dimming (For use with Incandescent Dimmer. 120V only.)

Mount: Anchor Base

Version: Standard No Receptacle, With Receptacle

Input Voltage: 120V, 277V

Size: Height: 18", Height: 24", Height: 30", Height: 36", Height: 42"

Lens: Clear (Standard)

Shielding: Not included (Standard)

Wiring Length: Standard

Finish: Standard Finishes, Premium Finishes, Other

Option: Receptacle with 20A GFCI, Receptacle with 20A GFCI and USB Type A/C Charging Ports, Receptacle with RJ45 Jack

Material Detail: Furnished in copper-free aluminum (6061-T6).

Light Source Detail: COB (Chip on Board) technology and modular design with electrical quick disconnects.

Optics: Interchangeable optics permit changes in the field.


Hardware: Tamper-resistant, stainless steel hardware.

Sealing: Weather tight, gasketed in-use receptacle cover.


Finish Detail: StarGuard, our 15-stage chromate-free process, cleans and conversion coats aluminum components prior to application of Class 'A' TGIC polyester powder coating. It is RoHS compliant.

Warranty: 5-year limited warranty.

Optics



T2-F - Type II-
Forward



T2-W - Type II-
Wide

UNION - Bollard - Line Voltage - LED COB

Finishes

STANDARD FINISHES




[BLP]
Satin Black



[BZP]
Satin Bronze



[WHP]
Satin White



[SAP]
Satin
Aluminum




[BLW]
Black Wrinkle



[BZW]
Bronze
Wrinkle



[WHW]
White Wrinkle



[VER]
Verde

PREMIUM FINISHES



[CMG]
Cascade
Mountain
Granite



[SMG]
Sierra
Mountain
Granite




[RMG]
Rocky
Mountain
Granite



[AMG]
Aleutian
Mountain
Granite



[TXF]
Textured
Forest



[BCM]
Black Chrome



[BGE]
Beige



[WCP]
Weathered
Copper




[OCP]
Old Copper




[HUG]
Hunter Green



[ABP]
Antique Brass
Powder



[BPP]
Brown Patina
Powder



[SDS]
Sonoran
Desert
Sandstone



[WIR]
Weathered
Iron



[CAP]
Clear
Anodized
Powder



[CRM]
Cream



[AQW]
Antique White



[NBP]
Natural Brass
Powder

OTHER



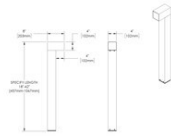
[RAL]
RAL Color



[CUS]
Custom Color

UNION - Bollard - Line Voltage - LED COB

1



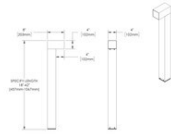
Aluminum - Anchor Base - Standard No Receptacle - 120V - Height: 42"
UO-BO-LID-LCB-AL-AB-120-H42

[SPEC SHEET](#)

[INSTALLATION INSTRUCTIONS](#)

[CONFIGURE THIS PRODUCT](#)

2



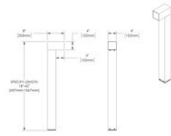
Aluminum - Anchor Base - Standard No Receptacle - 120V - Height: 18"
UO-BO-LID-LCB-AL-AB-120-H18

[SPEC SHEET](#)

[INSTALLATION INSTRUCTIONS](#)

[CONFIGURE THIS PRODUCT](#)

3



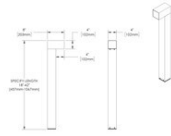
Aluminum - Anchor Base - Standard No Receptacle - 120V - Height: 24"
UO-BO-LID-LCB-AL-AB-120-H24

[SPEC SHEET](#)

[INSTALLATION INSTRUCTIONS](#)

[CONFIGURE THIS PRODUCT](#)

4



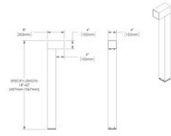
Aluminum - Anchor Base - Standard No Receptacle - 120V - Height: 30"
UO-BO-LID-LCB-AL-AB-120-H30

[SPEC SHEET](#)

[INSTALLATION INSTRUCTIONS](#)

[CONFIGURE THIS PRODUCT](#)

5



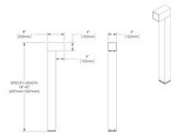
Aluminum - Anchor Base - Standard No Receptacle - 120V - Height: 36"
UO-BO-LID-LCB-AL-AB-120-H36

[SPEC SHEET](#)

[INSTALLATION INSTRUCTIONS](#)

[CONFIGURE THIS PRODUCT](#)

6



Aluminum - Anchor Base - Standard No Receptacle - 277V - Height: 42"
UO-BO-LID-LCB-AL-AB-277-H42

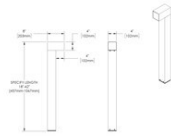
[SPEC SHEET](#)

[INSTALLATION INSTRUCTIONS](#)

[CONFIGURE THIS PRODUCT](#)

UNION - Bollard - Line Voltage - LED COB

7



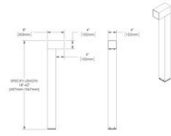
Aluminum - Anchor Base - Standard No Receptacle - 277V - Height: 18"
 UO-BO-LID-LCB-AL-AB-277-H18

[SPEC SHEET](#)

[INSTALLATION INSTRUCTIONS](#)

[CONFIGURE THIS PRODUCT](#)

8



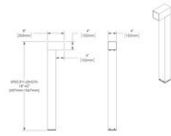
Aluminum - Anchor Base - Standard No Receptacle - 277V - Height: 24"
 UO-BO-LID-LCB-AL-AB-277-H24

[SPEC SHEET](#)

[INSTALLATION INSTRUCTIONS](#)

[CONFIGURE THIS PRODUCT](#)

9



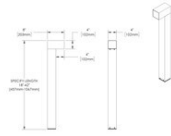
Aluminum - Anchor Base - Standard No Receptacle - 277V - Height: 30"
 UO-BO-LID-LCB-AL-AB-277-H30

[SPEC SHEET](#)

[INSTALLATION INSTRUCTIONS](#)

[CONFIGURE THIS PRODUCT](#)

10



Aluminum - Anchor Base - Standard No Receptacle - 277V - Height: 36"
 UO-BO-LID-LCB-AL-AB-277-H36

[SPEC SHEET](#)

[INSTALLATION INSTRUCTIONS](#)

[CONFIGURE THIS PRODUCT](#)

11



Aluminum - Anchor Base - With Receptacle - 120V - Height: 42"
 UO-BO-LID-LCB-AL-AB-120-H42-RE

[SPEC SHEET](#)

[INSTALLATION INSTRUCTIONS](#)

[CONFIGURE THIS PRODUCT](#)

12



Aluminum - Anchor Base - With Receptacle - 120V - Height: 36"
 UO-BO-LID-LCB-AL-AB-120-H36-RE

[SPEC SHEET](#)

[INSTALLATION INSTRUCTIONS](#)

[CONFIGURE THIS PRODUCT](#)

UNION - Bollard - Line Voltage - LED COB

13



Aluminum - Anchor Base - With Receptacle - 120V - Height: 30"
UO-BO-LID-LCB-AL-AB-120-H30-RE

[SPEC SHEET](#)

[INSTALLATION INSTRUCTIONS](#)

[CONFIGURE THIS PRODUCT](#)