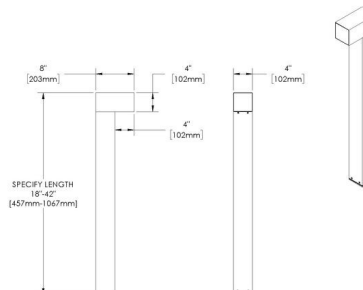


**UPGRADED**



IP66



## Features



Lens factory adhered to fixture cap providing hermetically sealed optical compartment



Secured with flush, countersunk tamper resistant hardware



Manufactured in the USA with sustainable processes




Easily replaceable modular components reduce waste and extend fixture life

# UNION - Bollard - Line Voltage Driver - LED COB


## Technical

<b>Driver:</b> Line Voltage Driver	<b>Mount:</b> Anchor Base
<b>Light Source (Type):</b> LED COB	<b>Input Voltage:</b> 120V, 277V
<b>Material:</b> Aluminum	<b>Size:</b> Height: 18", Height: 24", Height: 30", Height: 36", Height: 42"
<b>CCT (K):</b> 2700, 3000, 3500, 4000	<b>Lens:</b> Clear (Standard)
<b>CRI:</b> Ra > 80, R9 > 15	<b>Shielding:</b> Not included (Standard)
<b>Input Power (W):</b> 20	<b>Wiring Length:</b> Standard
<b>Delivered Lumens (lm):</b> 784 - 1292	<b>Finish:</b> Standard Finishes, Premium Finishes, Other
<b>Control:</b> 0-10V, ELV Dimming (For use with Electronic Low Voltage Dimmer), INC Dimming (For use with Incandescent Dimmer), Non-dimming	<b>Option:</b> Receptacle with 1-A-USB and 1-C-USB port, Receptacle with 20A GFCI, Receptacle with RJ45 Jack

## Optics



T2-F - Type II - Forward



T2-W - Type II - Wide

## Products (Listed: 10)

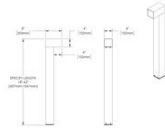
- Aluminum - Anchor Base - 120V - Height: 42"  
UO-BO-LID-LCB-AL-AB-120-H42

[SPEC SHEET](#)  
[INSTALLATION INSTRUCTIONS](#)  
[CONFIGURE THIS PRODUCT](#)
- Aluminum - Anchor Base - 120V - Height: 18"  
UO-BO-LID-LCB-AL-AB-120-H18

[SPEC SHEET](#)  
[INSTALLATION INSTRUCTIONS](#)  
[CONFIGURE THIS PRODUCT](#)
- Aluminum - Anchor Base - 120V - Height: 24"  
UO-BO-LID-LCB-AL-AB-120-H24

[SPEC SHEET](#)  
[INSTALLATION INSTRUCTIONS](#)  
[CONFIGURE THIS PRODUCT](#)

4



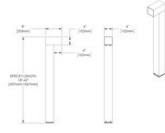
Aluminum - Anchor Base - 120V - Height: 30"  
UO-BO-LID-LCB-AL-AB-120-H30

[SPEC SHEET](#)

[INSTALLATION INSTRUCTIONS](#)

[CONFIGURE THIS PRODUCT](#)

5



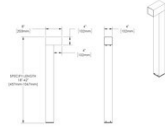
Aluminum - Anchor Base - 120V - Height: 36"  
UO-BO-LID-LCB-AL-AB-120-H36

[SPEC SHEET](#)

[INSTALLATION INSTRUCTIONS](#)

[CONFIGURE THIS PRODUCT](#)

6



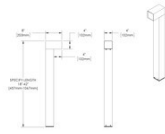
Aluminum - Anchor Base - 277V - Height: 42"  
UO-BO-LID-LCB-AL-AB-277-H42

[SPEC SHEET](#)

[INSTALLATION INSTRUCTIONS](#)

[CONFIGURE THIS PRODUCT](#)

7



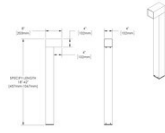
Aluminum - Anchor Base - 277V - Height: 18"  
UO-BO-LID-LCB-AL-AB-277-H18

[SPEC SHEET](#)

[INSTALLATION INSTRUCTIONS](#)

[CONFIGURE THIS PRODUCT](#)

8



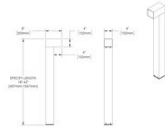
Aluminum - Anchor Base - 277V - Height: 24"  
UO-BO-LID-LCB-AL-AB-277-H24

[SPEC SHEET](#)

[INSTALLATION INSTRUCTIONS](#)

[CONFIGURE THIS PRODUCT](#)

9



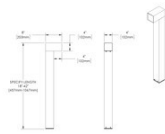
Aluminum - Anchor Base - 277V - Height: 30"  
UO-BO-LID-LCB-AL-AB-277-H30

[SPEC SHEET](#)

[INSTALLATION INSTRUCTIONS](#)

[CONFIGURE THIS PRODUCT](#)

10



Aluminum - Anchor Base - 277V - Height: 36"  
UO-BO-LID-LCB-AL-AB-277-H36

[SPEC SHEET](#)

[INSTALLATION INSTRUCTIONS](#)

[CONFIGURE THIS PRODUCT](#)