



NANO HD

Micro Profile LED Task and Cove Fixture



Customer: _____ Date: _____ Type: _____

Project: _____

Wattage	6W or 10W per linear ft.
Input Volatage	90-120V or 230-277V
Control	Forward/Reverse Phase Line Dimmer 0-10V*, DALI*, DMX*
LED Spacing	5/8" on Center
Length	12-72", in 6" increment allow 1/4" for each end cap and 1.25" for power feed cable
Total Width	1.01"
Total Height	1.09"
Color Options	1800K, 2000K, 2200K, 2400K, 2700K, 3000K, 3500K, 4000K, 5000K, 6500K
Mounting	Fixed or Hinge
Available Optics	15°x45°, 120°x120°
CRI	95+ CRI
Rating	IP50
Finish	Clear Anodized Aluminum
Material	Anodized Aluminum
Custom	Contact Factory
Dimming	Patented CleanDim® Technology ensures even dimming from 0-100%.
Max Run	46ft. @ 120V (10W), 160ft. @277V (6W)
Environmental	Operating temperature: -40°F-140°F Ambient(-40°C-60°C)** Storage temperature: -40°F-140°F Ambient indoor fixtures operation limited to =<50% relative humidity

*Uses Boca SDS Module for 0-10V, DALI, or DMX Dimming.
** Military spec available under special request-lead times may be impacted.

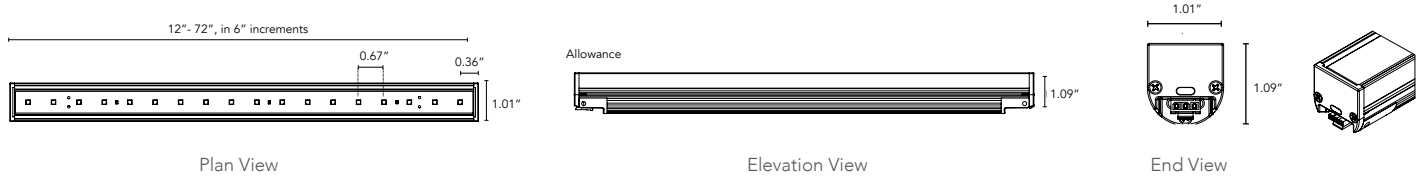


PRODUCT SPECIFICATIONS:

PRODUCT	WATTAGE	COLOR OPTION	VOLTAGE	OPTIC	FINISH	MOUNTING	LENS	BAFFLE	REFLECTOR*	DIMMING*	ACCESSORY
NANO HD											
	6W 10W	1800K 2000K 2200K 2400K 2700K 3000K 3500K 4000K 5000K 6500K* Amber Red Green Blue Lime *Only available whiht 80 CRI	120V 277V	15°x45° 120°x120°	A Clear Anodized Aluminum	F5 Fixed Short FT Fixed Tall S Swivel H Hinge 3Arc 3" Arc Swivel 6Arc 6" Arc Swivel	C Clear D Diffused	SB Square Baffle ASYM Asymmetric Baffle N No Baffle	Y Yes N No *Boosts overall output by 10% *Only Available with 120° Optics	STANDARD DIMMING 0-10V DIRECT 1 Channel 0-10V REMOTE DMX REMOTE DALI REMOTE *Extra Charge May Apply	T Track Mount (Only available with Fixed Mounting) Note: Knife Edge Cove compatible.

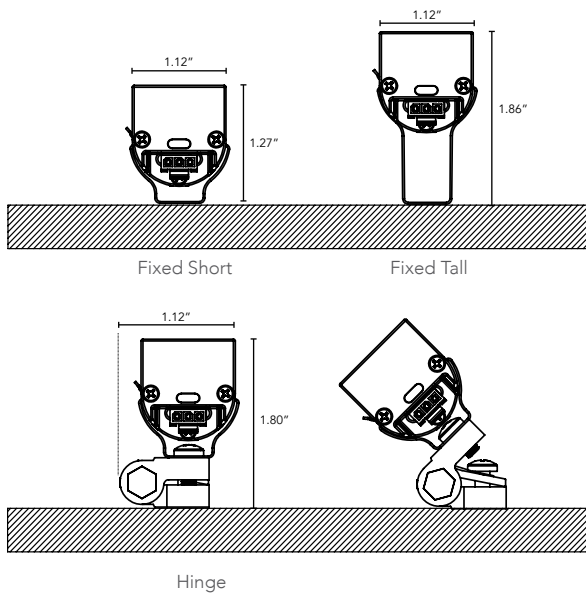
DIMENSIONS:

Third Clip Required for 48" and Larger Fixtures



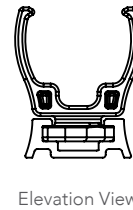
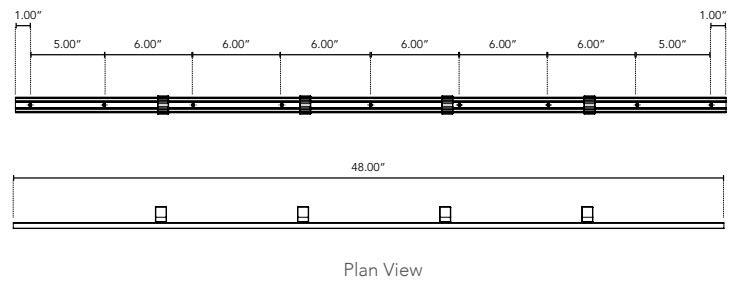
MOUNTING INFORMATION:

For vertical installation and installations above 4' please contact the factory for specific mounting instructions.



ACCESSORY:

Track Mount Clip System is only available with Fixed Mounting.



LUMINAIRE INFORMATION:

CCT (K)	Wattage	Lumens	LPW
2000	10	718	72
2400	10	850	85
2700	10	936	94
3000	10	980	98
3500	10	1030	103
4000	10	1060	106

* Typical delivered lumen data is approximate. Actual lumens will vary due to installation environment and beam pattern. Please see IES files.