



## Albeo® ABN1 Series

### LED High Bay Lighting

The Albeo® ABN1 LED luminaire is a versatile NSF rated fixture capable of 9,000–28,000 lumens with excellent color rendering. Ideal for high and low bay applications in food packaging and clean facilities, the ABN1 is designed to replace 150W–750W HID fixtures with unmatched reliability, low-profile design and easy cleaning.

### CONSTRUCTION

<b>Housing:</b>	Cast A360 Aluminum
<b>Lens:</b>	Polycarbonate
<b>Paint:</b>	Powder coat painted housing.
<b>Weight:</b>	16lb (7.25kg)
<b>Optical Assembly:</b>	LED Optic array with refractive lens

### OPTICAL SYSTEM

<b>Lumens:</b>	9000 - 28000
<b>Distribution:</b>	120°, 90°, or 60° clear and 120° diffused lens options
<b>Efficacy:</b>	Up to 165 LPW
<b>CCT:</b>	3000K, 3500K, 4000K, 5000K
<b>CRI:</b>	80 & 90

### ELECTRICAL

<b>Input Voltage:</b>	120–277 V, 347 V, & 480 V
<b>Input Frequency:</b>	50/60Hz
<b>Power Factor (PF)*:</b>	>90%*
<b>Total Harmonic Distortion (THD)*:</b>	<20%*
<b>EMI:</b>	FCC CFR Title 47 Part 15, Class A
<b>Surge Protection:</b>	3kV driver surge protection
<b>LED Driver Type:</b>	Class 1

\* PF and THD may vary with options

### CONTROLS

High-end trim, occupancy and ambient light detection with dimming available. Wireless Daintree® options available	
<b>Listing</b>	DLC 5.1 LLC: Integrated/embedded networked lighting controls, luminaire-level lighting control (LLLC)

### LUMEN AMBIENT TEMPERATURE

TYPE	TEMPERATURE RATE
<b>OPERATING TEMPERATURE</b>	–30°C to +55°C (–22°F to 131°F)
<b>STORAGE TEMPERATURE</b>	–40°C to +70°C (–40°F to 158°F)

### LUMEN MAINTENANCE

<b>LXX (10K) @ HOURS 100,000 HR</b>
L70

### MOUNTING

- **Typical Mounting:** ¾" NPT pendant mount, chain/cable mount, threaded rod mount, surface mount, hook/loop mount, and Y-cable with hook (compatible with chain/cable option only)
- **Cord & Plugs:** Knockout Access—no cord, no plug, available with 23 (Pendant) mounting only 6 ft, 12 ft, 20 ft cord options. 15A & 20A available in straight or twist lock plug (Damp rated)

### ADDITIONAL NOTES

- UL 1598 Suitable for Wet Locations (IP65)
- **Ratings:** NSF SPLASH ZONE rated, IP69K, IP66, NEMA 4X
- **Safety:** UL/cUL Listed
- **Environmental:** RoHS compliant
- **Packaging:** Fixtures are individually packaged.

### DESIGN LIFE & WARRANTY

- **Current's Limited 5-year Warranty:**  
[Click here](#) to download ALB048 Limited 5-year Warranty.



(-BAA Option)



(-BABA Option)



WET RATED



5 YEAR WARRANTY



DIMMABLE



IP65  
IP66  
IP69



NSF



NEMA  
4X  
Certified



RoHS  
COMPLIANT



UL  
CERTIFIED



DLC  
LISTED



DLC  
LISTED  
PREMIUM



# Albeo® ABN1 Series

## LED High Bay Lighting

### CUSTOMER NAME

Project Name \_\_\_\_\_

Date \_\_\_\_\_ Type \_\_\_\_\_

Catalog Number \_\_\_\_\_

### Ordering Information:

**ABN1**

**T**

**W 1PK**

PRODUCT ID	VOLTAGE <sup>1</sup>	LUMEN OUTPUT	PERFORMANCE LEVEL	CRI	OPTICS/LENS	CONTROLS	MOUNTING	CORD <sup>7</sup>	PLUG <sup>7</sup>	FINISH	OPTIONS
<b>ABN1</b> = Albeo® High Bay NSF 1 <sup>st</sup> Gen	<b>0</b> = 120–277V	<b>09</b> = 9,000lm	<b>T</b> = Standard Efficiency	<b>80 Plus CRI</b>	<b>1D</b> = 120° Diffused	<b>QQ</b> = Dimming leads not externally accessible <b>QV</b> = 0–10V Dimming  <b>Daintree® Networked:</b> <b>NA</b> = Occupancy & Ambient Light Sensor, w/ Continuous Dimming (full feature)  <b>Daintree® EZ Connect®:</b> <b>DF</b> = Occupancy & Ambient light sensor w/ Continuous Dimming  <b>Daintree® One®:</b> <b>FB</b> = Occupancy & Ambient Light Sensor with Continuous Dimming  <b>Daintree® One Custom Options®:</b> <b>FF</b> = Occupancy w/ Continuous Dimming <b>FH</b> = Occupancy On/Off <b>FK</b> = Ambient Light Sensor w/ Continuous Dimming <b>FM</b> = Ambient Light Sensor On/Off	<b>22</b> = Rod Mount <b>23</b> = Pendant (¾" NPT) <b>41</b> = 5 ft. Y-Cable Hook <b>42</b> = 10 ft. Y-Cable Hook <b>43</b> = 15 ft. Y-Cable Hook <b>44</b> = 20 ft. Y-Cable Hook <b>LP</b> = Loop <b>HK</b> = Hook Mount <b>SM</b> = Surface Mount <b>ST</b> = Chair/Cable	<b>K</b> <sup>2</sup> = Knockout <b>A</b> = 6 ft. 18ga cord <b>B</b> = 12 ft. 18ga cord <b>D</b> = 20 ft. 18ga cord	<b>Q</b> = None <b>A</b> = 15A Straight <b>B</b> = 20A Straight <b>C</b> = 15A Twist Lock <b>D</b> = 20A Twist Lock	<b>W</b> = White Powder Coat	<b>1PK</b> = 1 Pack <b>BAA</b> = Buy American Act (FAR 52.225-9) Compliant <b>BABA</b> <sup>8</sup> = Build America Buy America Act Compliant
	<b>1</b> = 120V	<b>12</b> = 12,000lm		<b>38</b> = 3000K	<b>1C</b> = 120° Clear						
	<b>4</b> = 277V	<b>18</b> = 18,000lm		<b>C8</b> = 3500K	<b>9C</b> = 90° Clear						
	<b>5</b> = 480V	<b>24</b> = 24,000lm		<b>48</b> = 4000K	<b>6C</b> = 60° Clear						
	<b>D</b> = 347V	<b>28</b> = 28,000lm		<b>58</b> = 5000K							

### ORDERING NOTES:

- Specify single voltage if plug is needed.
- K option only available with 23 (Pendant) mounting. See Cord Configuration Table.
- See Lumen Conversion tables for detailed output and power consumption.
- Ambient light detection functionality must be turned on in the Daintree® EZ Connect app.
- Daintree® One devices can be customized and programmed with WHR1 remote.
- 2Q devices can be programmed with FSP remote (SHU# 93076263G).
- Refer to Cord Specification Table for controls / cord / plug compatibility.
- This product offers BABA compliant configurations. Configurations including batteries, sensors, controls, and some drivers may not be compliant. Please consult factory to verify BABA compliance for a given configuration.

### NOTE:

See WHS20 spec sheet for default program parameters and occupancy detection patterns.

- Daintree® Wireless Controls can be upgraded over time for greater functionality.
- WHR1 Remote PN: 93131632.
- Daintree® EZ Connect App can be downloaded on the Apple® App Store.
- 40ft (12m) mounting height.

CORD SPECIFICATION TABLE			
CONTROLS	CORD	PLUG	CORD COLOR
<b>QQ</b>	A, B, D	Q, A, B, C, D	Black 3-Conductor
<b>QV</b>	A, B, D	Q Only	White 5-Conductor

OPTIC CODE	OPTIC DESCRIPTION	OUTPUT
<b>1D</b>	120° Diffused Lens	98%
<b>1C</b>	120° Clear Lens	100%
<b>9C</b>	90° Clear Lens	99%
<b>6C</b>	60° Clear Lens	95%

CRI / CCT CONVERSION TABLE			
CRI	CCT	LUMEN PACKAGE OUTPUT	
		09 12	18 24 28
<b>80CRI</b>	5000K	100%	100%
	4000K	98%	94%
	3500K	97%	94%
	3000K	93%	93%
<b>90CRI</b>	5000K	89%	85%
	4000K	85%	81%
	3500K	83%	80%
	3000K	81%	78%

LUMEN CONVERSION TABLE					
80 CRI @ 5000K CCT					
LUMEN PACKAGE	TYPICAL DELIVERED LUMENS	TYPICAL POWER 120–277V	TYPICAL POWER 347/480V	TYPICAL LPW 120–277V	MAX AMBIENT TEMP (°C)*
<b>09</b>	9,000	58	61	155	55°C
<b>12</b>	12,000	79	82	152	55°C
<b>18</b>	17,100	103	103	166	55°C
<b>24</b>	22,700	141	141	161	50°C
<b>28</b>	27,000	176	176	153	40°C

\*5° C derating for 0 (120–277 V), or 1 (120 V)  
5° C derating for SM (Surface Mount)



LED.com

© 2025 Current Lighting Solutions, LLC. All rights reserved. Information and specifications subject to change without notice. All values are design or typical values when measured under laboratory conditions.




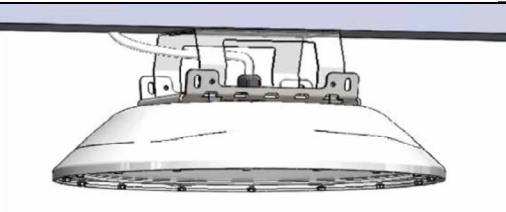

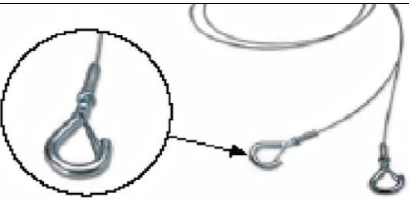
CUSTOMER NAME

Project Name \_\_\_\_\_

Date \_\_\_\_\_ Type \_\_\_\_\_

Catalog Number \_\_\_\_\_

**FIELD-INSTALLABLE MOUNTING AND ACCESSORY OPTIONS**

MOUNTING/ACCESSORY OPTIONS	IMAGE	ORDER LOGIC CODE
<p><b>Pendant Mount (Standard)</b> Available on all fixture configurations. Attaches to ¾" threaded conduit (conduit not included).</p>		<p><b>23</b> = Pendant (¾" NPT)</p>
<p><b>Hook/Loop Mount (optional)</b> Available on all fixture configurations. Attaches to Loop or Hook.</p>		<p><b>HK</b> = Hook <b>LP</b> = Loop</p>
<p><b>Chain/Cable Mount (optional)</b> Available on all fixture configurations (chain not included). Y-Cable w/hook can be ordered as an accessory.</p>		<p><b>ST</b> = Chain/Cable</p>
<p><b>Surface Mount (optional)</b> Available on all fixture configurations. Attaches to structural member in ceiling. (Hardware not included.)</p>		<p><b>SM</b> = Surface Mount</p>
<p><b>Rod Mount (optional)</b> Available on all fixture configurations. Attaches to smooth* 1/2" rod with threaded end. (rod and nuts not included). <i>* Fully threaded rods can be used, but are not NSF rated.</i></p>		<p><b>22</b> = Rod Mount</p>
<p><b>Y-Cable w/hook (optional)</b> Use with Chain/Cable Option only.</p>		<p><b>41</b> = 5 ft. Y-Cable/Hook <b>42</b> = 10 ft. Y-Cable/Hook <b>43</b> = 15 ft. Y-Cable/Hook <b>44</b> = 20 ft. Y-Cable/Hook <i>*ST chain/cable mount included</i></p>

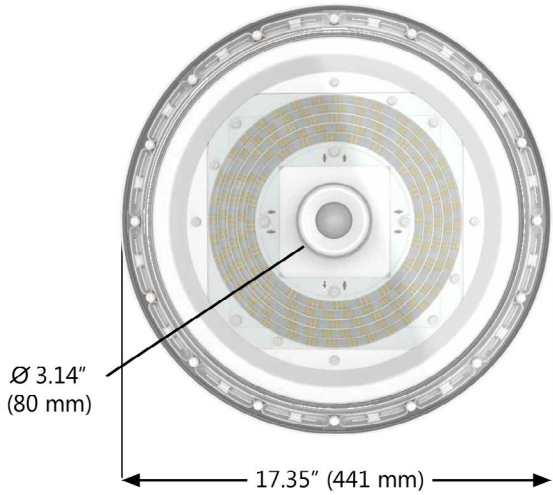
**CUSTOMER NAME**

Project Name \_\_\_\_\_

Date \_\_\_\_\_ Type \_\_\_\_\_

Catalog Number \_\_\_\_\_

**PRODUCT DIMENSIONS**



**HOOK DIMENSIONS**

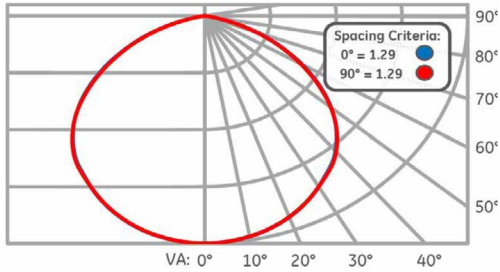


**LOOP DIMENSIONS**

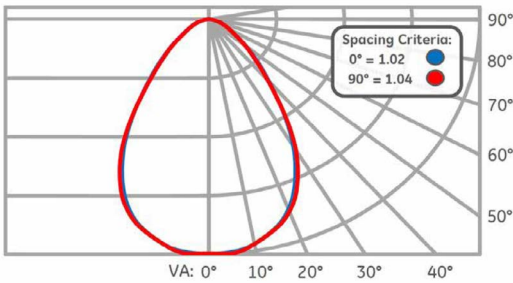


**PHOTOMETRIC DATA**

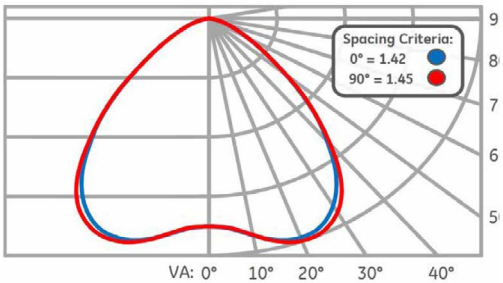
**1C**  
120° Clear



**6C**  
60° Clear



**9C**  
90° Clear



**1D**  
120° Diffused

